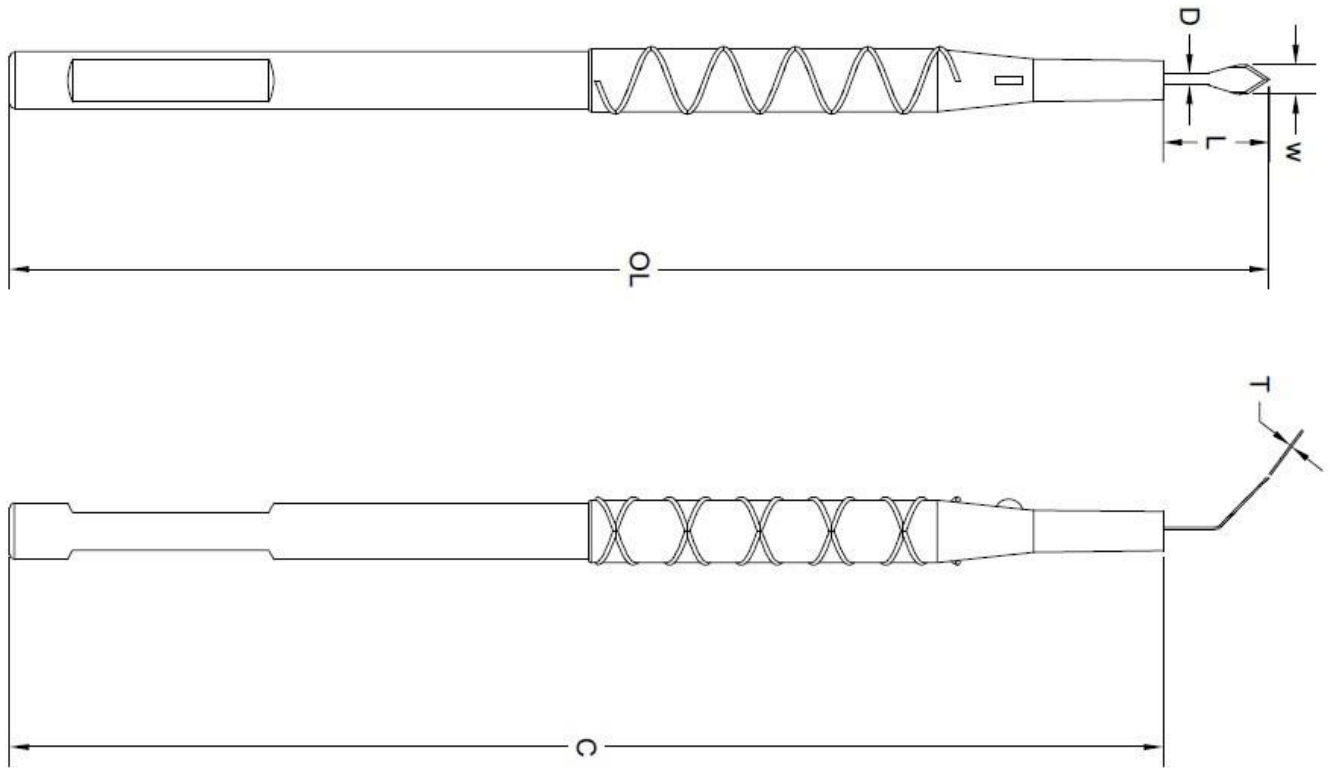


Technical Specification -VisTrill Knives

Generic Name : VisTrill Ophthalmic Knives

Sl. No	Model	Blade Width Size (W)	Wire Diameter (D)	Blade Thickness (Tolerance)(T)	Blade Tip Length(L)	Blade Type Angle
SLIT KNIFE (keratome Knife)						
1	GVS2.20	2.20mm to 2.35 mm	20 Gauge	0.20 mm (±0.05)	20.00 ± 0.10mm	Straight /Angled 45 Deg Bevel Up /Down
2	GVS2.40	2.40mm to 2.75 mm	20 Gauge	0.20 mm (±0.05)	20.00 ± 0.10mm	
3	GVS2.80	2.80mm to 3.05mm	20 Gauge	0.20 mm (±0.05)	20.00 ± 0.10mm	
4	GVS3.00	3.00mm to 3.10mm	20 Gauge	0.20 mm (±0.05)	20.00 ± 0.10mm	
5	GVS3.10	3.10mm to 3.20mm	20 Gauge	0.20 mm (±0.05)	20.00 ± 0.10mm	

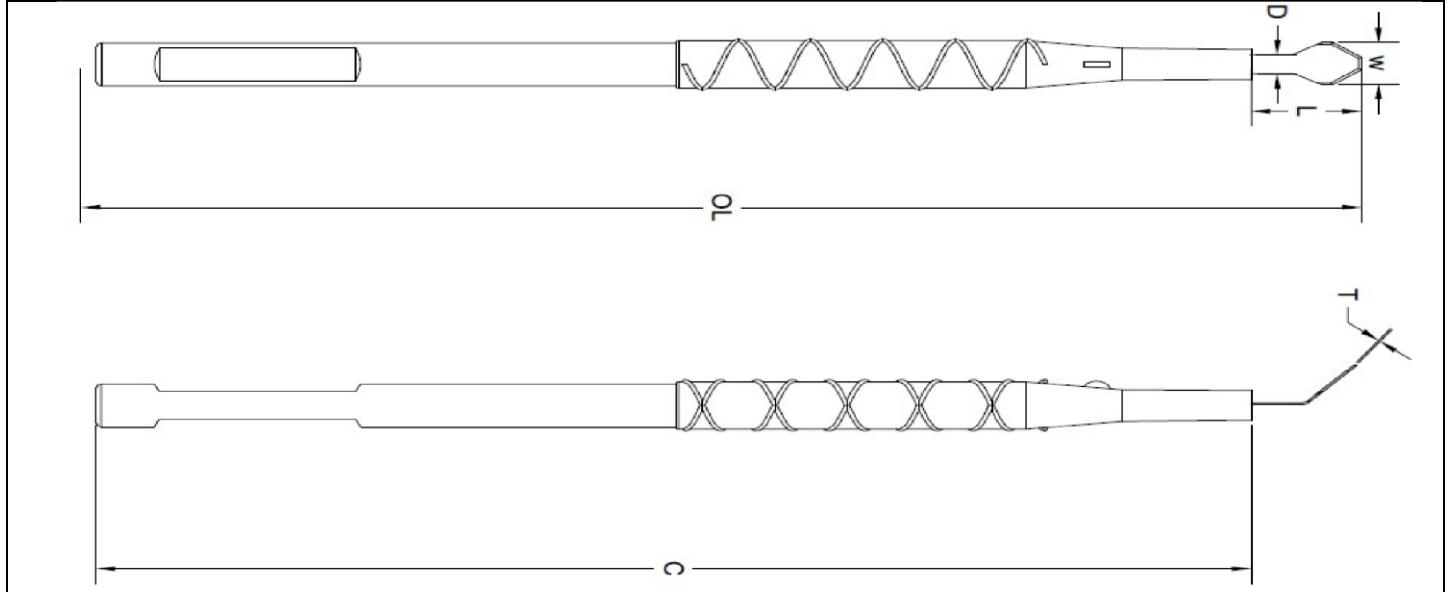


BLUNT TIP KNIFE (keratome Blunt tip)

Sl. No	Model	Blade Width Size (W)	Wire Diameter (D)	Blade Thickness (Tolerance)(T)	Blade Tip Length(L)	Blade Type Angle
--------	-------	----------------------	-------------------	--------------------------------	---------------------	------------------

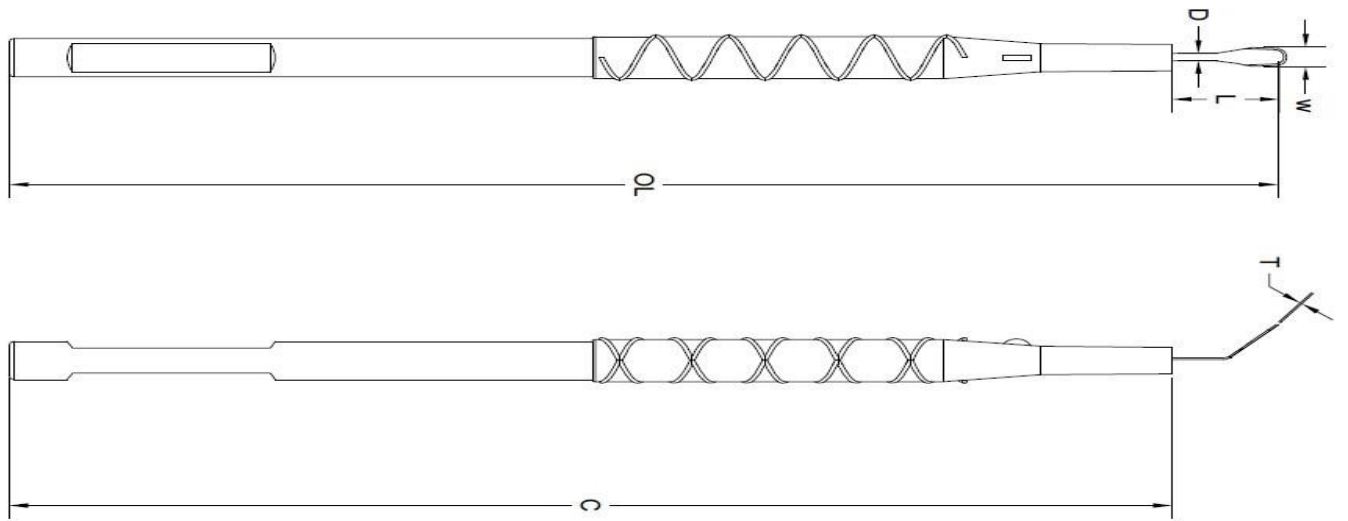
Technical Specification -VisTrill Knives

1	GVBT5.00	5.00 mm to 5.25mm	16 Gauge	0.30 mm(+ 0.05)	24.00±0.10mm	Straight /Angled 45 Deg Bevel Up /Down
2	GVBT5.30	5.30mm to 5.55mm	16 Gauge	0.30 mm (+0.05)	24.00±0.10mm	
3	GVBT5.60	5.60mm to 5.85mm	16 Gauge	0.30mm(+ 0.05)	24.00±0.10mm	



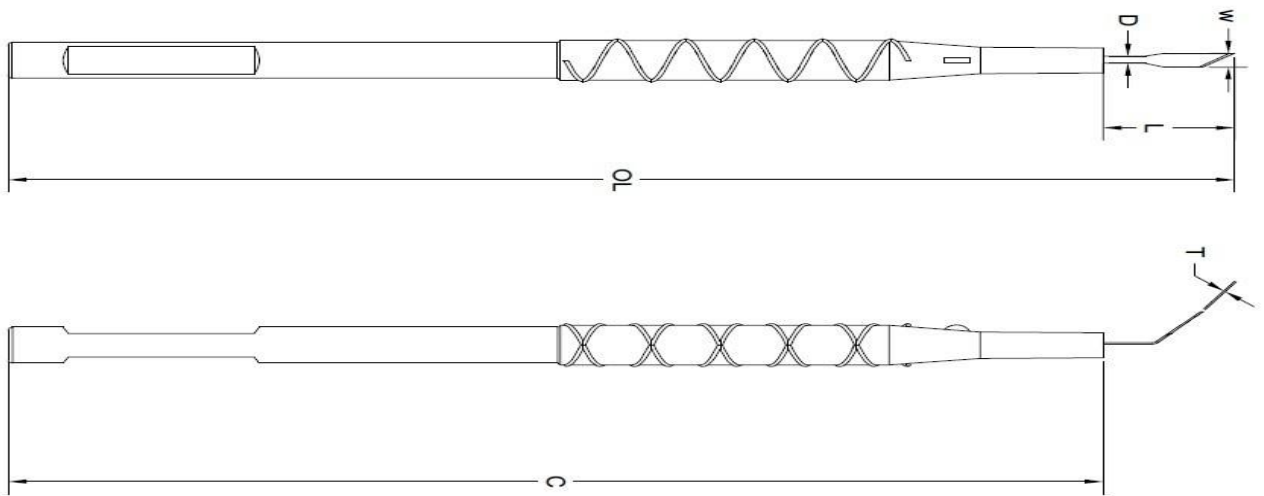
CRESCENT KNIFE						
Sl. No	Model	Blade Width Size (W)	Wire Diameter (D)	Blade Thickness (Tolerance)(T)	Blade Tip Length(L)	Blade Type Angle
1	GVCK2.00	2.00mm to 2.25mm	20 Gauge	0.20 mm(+ 0.05)	20.00 ± 0.10mm	Straight /Angled 45 Deg Bevel Up /Down
2	GVCK2.30	2.30mm to 2.55mm	20 Gauge	0.20 mm(+ 0.05)	20.00 ± 0.10mm	
3	GVCK2.60	2.60mm to 2.85mm	20 Gauge	0.20 mm(+ 0.05)	20.00±0.10mm	

Technical Specification -VisTrill Knives



SIDE PORT KNIFE

Sl. No	Model	Blade Angle Size (A)	Wire Diameter (D)	Blade Thickness (Tolerance)(T)	Blade Tip Length(L)	Blade Type Angle
1	GVSP15D	15° ± 1°	24 Gauge	0.10mm(+ 0.05)	18.00 ± 0.10mm	Straight
2	GVSP30D	30 °±1°	24 Gauge	0.10 mm(+ 0.05)	18.00 ± 0.10mm	
3	GVSP45D	45 °±1°	24 Gauge	0.10 mm(+ 0.05)	18.00 ± 0.10mm	

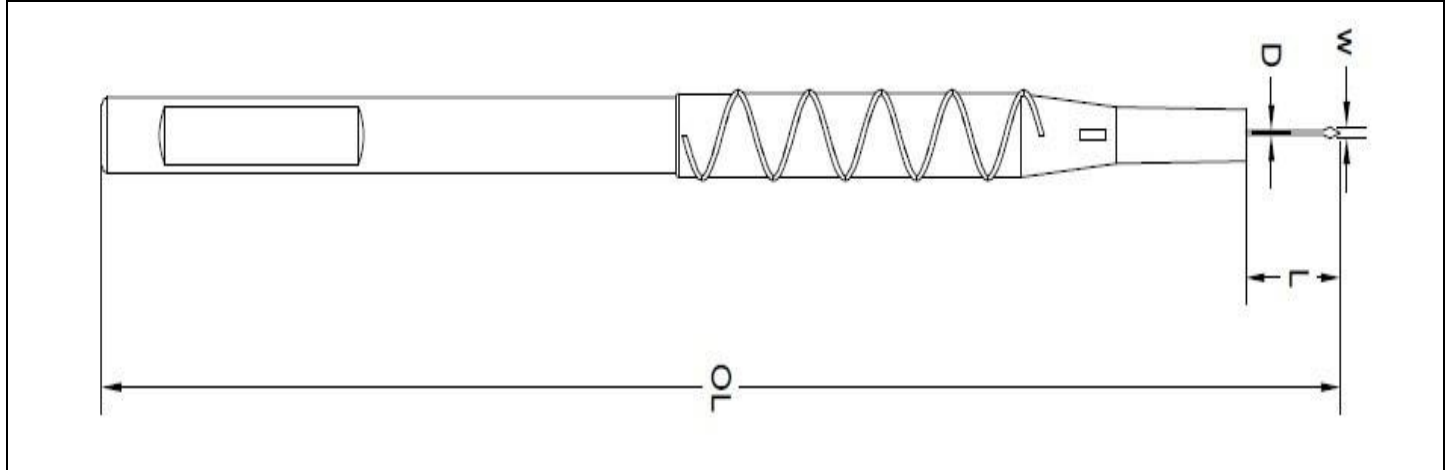


MVR KNIFE

Sl. No	Model	Blade Width Size (W)	Wire Diameter (D)	Blade Thickness (Tolerance)(T)	Blade Tip Length(L)	Blade Type Angle
--------	-------	----------------------	-------------------	--------------------------------	---------------------	------------------

Technical Specification -VisTrill Knives

1	GVMVR191.5	1.35mm±0.05mm	19 Gauge	-	35.00 ± 0.10mm	Straight /Angled 45 Deg Bevel Up/Down
2	GVMVR201.2	1.25mm±0.05mm	20 Gauge	-	35.00 ± 0.10mm	
3	GVMVR240.8	0.85mm±0.05mm	24 Gauge	-	35.00 ± 0.10mm	



MATERIAL:

The knives consist of two parts, a handle and blade. Blade material made up of Stainless steel 420 grade and handle part made up of polycarbonate . The blade is protected by Round tips

Ophthalmic surgical knives are specially designed to perform eye surgeries and handle ocular emergencies, including retinal detachment, vitreous haemorrhage, retinoblastoma surgery, and pars plana lensectomy. These are some of the most delicate surgeries performed on eyes that require precision. The slightest mis-stroke can not only result in lost vision but also loss of the eye. Ophthalmic surgical knives are incredibly intricate and specialized tools that have been engineered with fine edges to minimize any injury during rough handling.

INDICATIONS

- To be used for giving incision of required width for Intraocular Lens Implant during ophthalmic surgery.

CONTRAINDICATIONS

- Re-use prohibited.
- Re-sterile prohibited
- Do not use after expiry date.
- Do not use if it is considered that the products aseptic condition is spoiled by broken package.



1707 Sismet Road #9, Mississauga, ON L4W 2K8, Canada

Technical Specification –VisTrill Knives

HOW SUPPLIED

BLADES are supplied in polypropylene tray contained within a heat sealed Medical Grade paper sterile peel pouch and terminally sterilized using ethylene oxide(EO) the contents of the pouch are sterile unless the package is opened or damaged.

STERILIZATION

The device is sterilized by Ethylene Oxide (EO).

INSTRUCTIONS FOR USE

- In a sterile environment, peel apart to open the pouch and remove the blade tray.
- Gently remove the blade from the blade tray and ensure that the cutting edges are not damaged.

WARNINGS

- Read, follow and keep the instruction for use.
- Use the product only in accordance with its intended use.
- Store any new products in a dry, clean and safe place.
- Avoid high temperature, high humidity, direct sun light, soaking and preserve at room temperature.
- Do not preserve at the chemical products place and gas occurrence place.
- Preserve at the status of non break to package material and non- pinhole.
- It is necessary to confirm the use period on each package and box.
- By confirming the use period on each package and box, dispose the products which expire the use period.
- Prior to each use, inspect the product for: loose, bent, broken, cracked, worn, or fractured components.
- Do not use the product if it is damaged or defective. Set aside the product if it is damaged.
- Avoid contact of delicate blades at tips with hard surfaces or other instruments □ The device must be used by medical professional only.
- Don't re-sterilize the device. Re-sterilization of the device will have a detrimental effect on its known properties thereby rendering it inappropriate for the intended use. Re-sterilization of device can also cause to change in mechanical & chemical properties.
- Don't reuse the device. if reuse of device can work as carrier for communicable disease, HIV, Chronic severe uveitis, Epithelial Dystrophy, Anirida, Hepatitis, contagious diseases, undue diseases to patient and/or user.

STORAGE

- Storage at 0 to 40 degree temperature.
- Protect from light & freezing
- Expiry date showed on the pack indicates the period within which the device has to be used.



1707 Sismet Road #9, Mississauga, ON L4W 2K8, Canada

Technical Specification –VisTrill Knives

RETURN OF DAMAGED PRODUCT

Return the device in its original box identified by the LOT number, your purchase reference and reason for the return.

DISPOSAL OF DISCARDED PRODUCT AND PACKAGING

Ensure safe and proper disposal of used/discarded product and packaging to avoid adverse effect to environment, children and stray animals. The disposal should be in compliance to local laws related to disposal of biomedical waste, in the country of use.

Section No.: 17VL-6 ,IFU# TMV/V2, Issue# 01, Issue date 01.01.2023, Rev. 00

Trillium MediVision

President – Elango Balakrishnan

A handwritten signature in black ink, appearing to read "Elango", written in a cursive style.

